

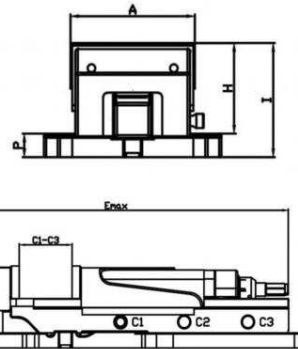
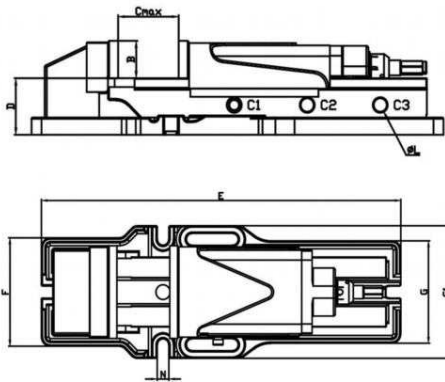
## SF-VH-4-180

MC High Precision Internal-Mounted Hydraulic Vise



### Features

- The new patented hydraulic cylinder, with the clamping force is more stable and can resist vibration machines, the function of easy relieve and maintenance. It's economical and durable.
- Holder of a large opening function and can quickly move back and forth.
- Vise body material is high ductility of cast iron, vise both sides of the slide hardened heat (HRC42 °), ensure high precision and high wear resistance, high tensile strength.



### Specifications

Model	A	B	Cmax	C1	C2	C3	D	E	Emax	F	G	G1	H	I	L	N	P	Clamping force (kgf)	Weight	Package Size
SF-VH-4-180	110	40	180	0-62	58-120	116-180	60	430	596	135	122	166	76	100	12	18	24	4000	25kg	490*210*130
SF-VH-5-240	134	50	240	0-82	78-160	158-240	75	540	716	160	150	190	101	125	18	20	24	4500	38kg	610*230*150
SF-VH-6-320	154	54	320	0-112	107-222	217-320	82	620	824	180	170	220	113	136	20	20	28	4500	48kg	690*260*160
SF-VH-8-320	198	65	320	0-112	107-222	217-320	88	640	846	225	215	285	125	153	22	20	28	6500	68kg	710*330*180


## CNC Footplate



Model B Two-layer Frame  
Two stand options are available



Model code	Specification (Fixed)	Specification (Adjustable)
CW2-1245B-LM	1250*490*170mm	1260*490*(200-230)mm
CW2-1260B-LM	1260*640*170mm	1280*640*(200-230)mm
CW2-1680B-LM	1640*840*170mm	1640*840*(200-230)mm
CW2-1770B-LM	1740*740*170mm	1740*740*(200-230)mm
CW2-18100B-LM	1775*975*170mm	1775*975*(200-230)mm



Model A Single-layer Frame  
Two stand options are available



Model code	Specification (Fixed)	Specification (Adjustable)
CW2-1040A-LM	1050*450*100mm	1050*450*(130-160)mm
CW2-1150A-LM	1150*550*100mm	1150*550*(130-160)mm
CW2-1245A-LM	1270*500*100mm	1270*500*(130-160)mm
CW2-1260A-LM	1270*650*100mm	1270*650*(130-160)mm
CW2-1280A-LM	1270*650*100mm	1270*650*(130-160)mm
CW2-1360A-LM	1350*650*100mm	1350*650*(130-160)mm
CW2-1460A-LM	1450*650*100mm	1450*650*(130-160)mm
CW2-1660A-LM	1650*650*100mm	1650*650*(130-160)mm
CW2-1680A-LM	1650*850*100mm	1650*850*(130-160)mm
CW2-18100A-LM	1785*985*100mm	1785*985*(130-160)mm
CW2-1880A-LM	1850*850*100mm	1850*850*(130-160)mm

## CNC Tool Holder Cart



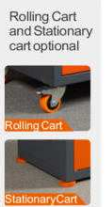
Figure 1



Figure 2



Figure 3



	Model code	Specification	BT/SK/JT/NT DIN69871/69872			HSK Series				
			30	40	50	40	50	63	80	100
Figure 1	SFE-P01SC	W615*D400*H950+380mm	10	7	5	8	8	7	4	4
	SFE-P01MC	W720*D420*H980+380mm	12	8	6	10	10	8	5	5
	SFE-P01BC	W820*D480*H1030+490mm	28	20	14	24	24	20	12	12
Figure 2	SFE-P01SC-W	W615*D400*H950+380mm	Tool cart with square hole hanging plate							
	SFE-P01MC-W	W720*D420*H980+380mm								
	SFE-P01BC-W	W820*D480*H1030+490mm								
Figure 3	SFE-A5747	W570*D470*H800+310mm	40	28	20	32	32	28	16	16
	SFE-A6847	W680*D470*H800+310mm	48	32	24	40	40	32	20	20
	SFE-A7847	W780*D470*H800+310mm	56	40	28	48	48	40	24	24



European Style P02  
SFE-P02C-W



European Style P06  
SFE-P06C-W1



- The top three drawers can be divided into sections.



- The bottom three layers are large drawers.



- Thickened wooden top: Protects tools from damage

Model code	Specification	Product Features
SFE-P02C-W	W720*D420*H980+420mm	Tool cart with square hole hanging plate
SFE-P06C-W1	W720*D420*H980+420mm	



European Style P06  
SFE-P06C-W2



European Style P06  
SFE-P06C-W2DJ



- Square Hole Tool Hanging Plate with Hooks



- Thickened wooden top: Protects tools from damage



- The drawers are separated and neatly stored

Model code	Specification	Product Features
SFE-P06C-W2	W1000*D520*H940+500mm	With wooden top
SFE-P06C-W2DJ	W1000*D520*H1690mm	



European Style P06  
SFE-P06C-W3



European Style P06  
SFE-P06C-W3DJ



- Five middle drawers with dividers



- Categorized storage, neat and tidy without clutter

Model code	Specification	BT/SK/JT/NT DIN69871/69872			HSK Series				
		30	40	50	40	50	63	80	100
SFE-P06C-W3	W1000*D520*H940+500mm	With wooden countertop							
SFE-P06C-W3DJ	W1000*D520*H1690mm								



Reinforced Single-Drawer Model  
Knife Cart SFT-J03C



Reinforced Two-Drawer Model  
Knife Cart SFT-J04C



- The drawers are separated and neatly stored



- One layer of knife holder board inside the cabinet



- Square hole hanging plate (hooks optional)

Model code	Specification	BT/SK/JT/NT DIN69871/69872			HSK Series				
		30	40	50	40	50	63	80	100
SFT-J03C	W720*D420*H980+220mm	31	29	24	31	31	29	24	15
SFT-J04C	W720*D420*H980+220mm	31	29	24	31	31	29	24	15





Reinforced Single-Drawer Model  
Tool Cart SFT-J03C-W



Reinforced Two-Drawer Model  
Tool Cart SFT-J04C-W



Model F with Single-Drawer  
Tool Cart SFT-J07C-W

Model code	Specification	Product Features
SFT-J03C-W	W720*D420*H980+390mm	Tool cart with square hole hanging plate
SFT-J04C-W	W720*D420*H980+390mm	
SFT-J07C-W	W720*D420*H975+420mm	



Model F with Two-Drawer  
Tool Cart SFT-J06C-W



Model F with Single-Drawer  
Knife Cart SFT-J07C



Model F with Two-Drawer  
Knife Cart SFT-J06C

Model code	Specification	BT/SK/JT/NT DIN69871/69872		HSK Series					
		30	40	50	40	50	63	80	100
SFT-J06C-W	W720*D420*H975+420mm	Tool cart with square hole hanging plate							
SFT-J07C	W720*D420*H975+420mm	30	26	20	28	28	26	—	15
SFT-J06C	W720*D420*H975+420mm								



2-Drawer Drill/Tap Knife Cart  
SFT-ZG03



3-Drawer Drill/Tap Knife Cart  
SFT-ZG04



2-Drawer Drill/Tap Tool Cart  
SFT-ZG03-W

Model code	Specification	BT/SK/JT/NT DIN69871/69872			HSK Series				
		30	40	50	40	50	63	80	100
SFT-ZG03	W573*D470*H920+390mm	27	24	—	—	27	24	—	—
SFT-ZG04	W573*D470*H920+390mm	27	24	—	—	27	24	—	—
SFT-ZG03-W	W573*D470*H920+390mm	Tool cart with square hole hanging plate							



3-Drawer Drill/Tap Tool Cart  
SFT-ZG04-W



Lathe Knife Cart  
SFT-SYC2



Lathe Tool Cart  
SFT-SYC2-W

Model code	Specification	BT/SK/JT/NT DIN69871/69872			HSK Series				
		30	40	50	40	50	63	80	100
SFT-ZG04-W	W573*D470*H920+390mm	Tool cart with square hole hanging plate							
SFT-SYC2	W565*D400*H915+345mm	20	14	10	16	16	14	—	8
SFT-SYC2-W	W565*D400*H915+345mm	Tool cart with square hole hanging plate							



Product Series	Type	Model code	Width*Deep (mm)	Height (mm)	BT/SK/JT/NT DIN69871/69872			HSK Series					
					30	40	50	40	50	63	80	100	
E W670mm	Figure 1	SFT-SDTE1DC	W670*D450	H820+470	20	14	10	16	16	14	8	8	
	Figure 2	SFT-SDTE2DC		H820+440									
	Figure 3	SFT-SDTE3DC		H820+440	single-layer plate								
	Figure 4	SFT-SDTE4DC		H820+470	40	28	20	32	32	28	16	16	
	Figure 5	SFT-SDTEDC-DJ		H1700	single-layer plate								
G W785mm	Figure 1	SFT-SDTG1DC	W785*D550	H820+470	24	16	12	20	20	16	10	10	
	Figure 2	SFT-SDTG2DC		H820+560									
	Figure 3	SFT-SDTG3DC		H820+560	single-layer plate								
	Figure 4	SFT-SDTG4DC		H820+470	48	32	24	40	40	32	20	20	
	Figure 5	SFT-SDTGDC-DJ		H1700	single-layer plate								
F W880mm	Figure 1	SFT-SDTF1DC	W880*D550	H820+470	28	20	14	24	24	20	12	12	
	Figure 2	SFT-SDTF2DC		H820+560									
	Figure 3	SFT-SDTF3DC		H820+560	single-layer plate								
	Figure 4	SFT-SDTF4DC		H820+470	56	40	28	48	48	40	24	24	
	Figure 5	SFT-SDTFDC-DJ		H1700	single-layer plate								

## CNC Tool Holder Transfer Cart



Model code	Specification	BT/SK/JT/NT DIN69871/69872			HSK Series				
		30	40	50	40	50	63	80	100
SFT-DJ105AC-6	W660*D550*H900mm	60	42	30	48	48	42	24	24
SFT-DJ105AC-8	W870*D550*H1100mm	112	80	56	96	96	80	48	48
SFT-DJ105AC-10	W870*D550*H1300mm	140	100	70	120	120	100	60	60



Model code	Specification	BT/SK/JT/NT DIN69871/69872			HSK Series				
		30	40	50	40	50	63	80	100
SFT-DJ104L-5	W865*D495*H1015mm	70	50	35	60	60	50	30	30
SFT-DJ103L-7(07-650)	W780*D500*H1420mm	84	56	42	70	70	56	35	35
SFT-DJ103L-8(07-750)	W880*D500*H1540mm	112	80	56	96	96	80	48	48
SFT-DJ103L-8(07-900)	W1030*D500*H1570mm	136	96	64	112	112	96	56	56





Tool Cart B0 SFT-MTT2-B0



Tool Cart B0 SFT-MTT2-B0-C



Side reinforcement guards



Square hole side plate, can be used with hooks

Model code	Specification	Product Features
SFT-MTT2-B0	W730*D430*H990mm	three layer flat panel
SFT-MTT2-B0-C		Three-tier parts box



Tool Cart B0 B3 SFT-MTT2-B3



Tool Cart B0 B5 SFT-MTT2-B5

Model B Electrode Cart  
SFT-MTT2-B-DJ

Model code	Specification	BT/SK/JT/NT DIN69871/69872			HSK Series					Electrode	
		30	40	50	40	50	63	80	100	5055	7090
SFT-MTT2-B3	W730*D430*H990mm	36	24	18	—	—	24	—	—	24	18
SFT-MTT2-B5		60	40	30	—	—	40	—	—	40	30



Tool Cart SFT-ZYCA1/A2



Plus Model SFT-ZYCA1/A2-PLUS



Enlarged metal handle, push and pull to save energy



One-piece, no-mount knife bar

Model code	Specification	BT/SK/JT/NT DIN69871/69872			HSK Series				
		30	40	50	40	50	63	80	100
SFT-ZYCA1	W780*D500*H840mm	60	42	30	48	48	42	24	24
SFT-ZYCA2	W980*D500*H840mm	84	60	42	72	72	60	36	36
SFT-ZYCA1-PLUS	W1130*D500*H840mm	81	57	39	66	66	57	33	33
SFT-ZYCA2-PLUS	W1330*D500*H840mm	105	75	51	90	90	75	45	45



Tool Cart SFT-ZYCA3



Tool Cart SFT-ZYCA4



A4-PLUS SFT-ZYCA4-PLUS

Model code	Specification	BT/SK/JT/NT DIN69871/69872			HSK-Series				
		30	40	50	40	50	63	80	100
SFT-ZYCA3	W660*D800*H815mm	60	42	30	48	48	42	24	24
SFT-ZYCA4		60	40	30	50	50	40	25	25
SFT-ZYCA4-PLUS		84	56	42	70	70	56	35	35